

Buffalo Trails District Fall Camp-O-Ree
November 22-24, 2024

LEADER'S GUIDE



Jefferson Memorial Forest
Camp Horine
11311 Mitchell Hill Road
Fairdale, KY 40118

TABLE OF CONTENTS

	Page
Map and Directions to Camp	3-4
Event Schedule	5
Unit Preparation for Camp	6
Information on Classes	7
Gateway Contest Rules	8
Turkey Cook-Off Rules	9
Camp Policies and Procedures	10-11
What to Bring to Camp	12
Fee Schedule/Refund Policy	13
Forms	14-15

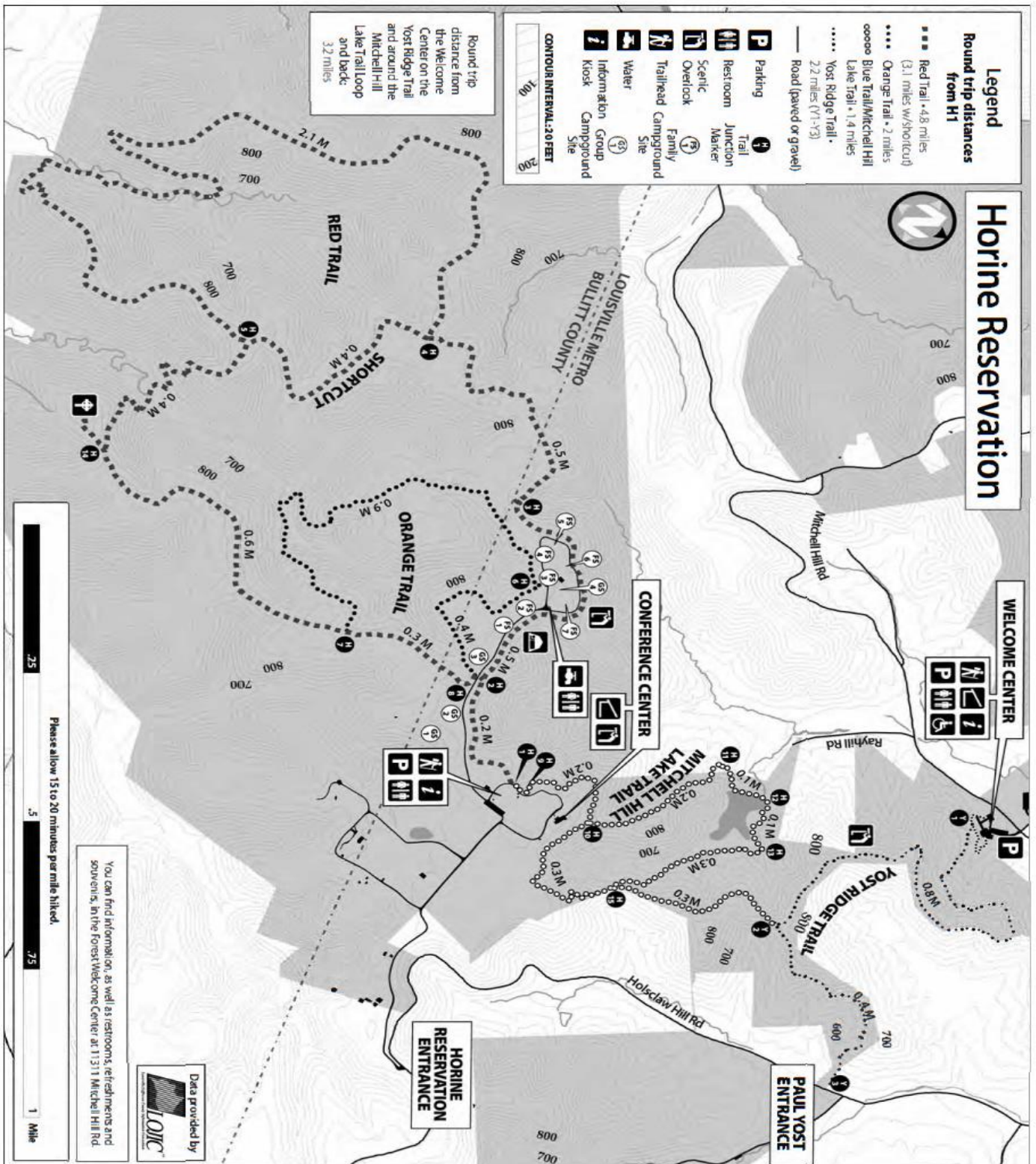
This Fall Camp-O-Ree is all about fellowship in our district. Walk around & meet with other units. Show others what makes your Unit different. Allow the SPL to plan and lead the weekend of event. This weekend is for your unit to use Scout skills, to build a gateway using poles and the knots/lashings they have been taught, but most of all be safe and have fun!

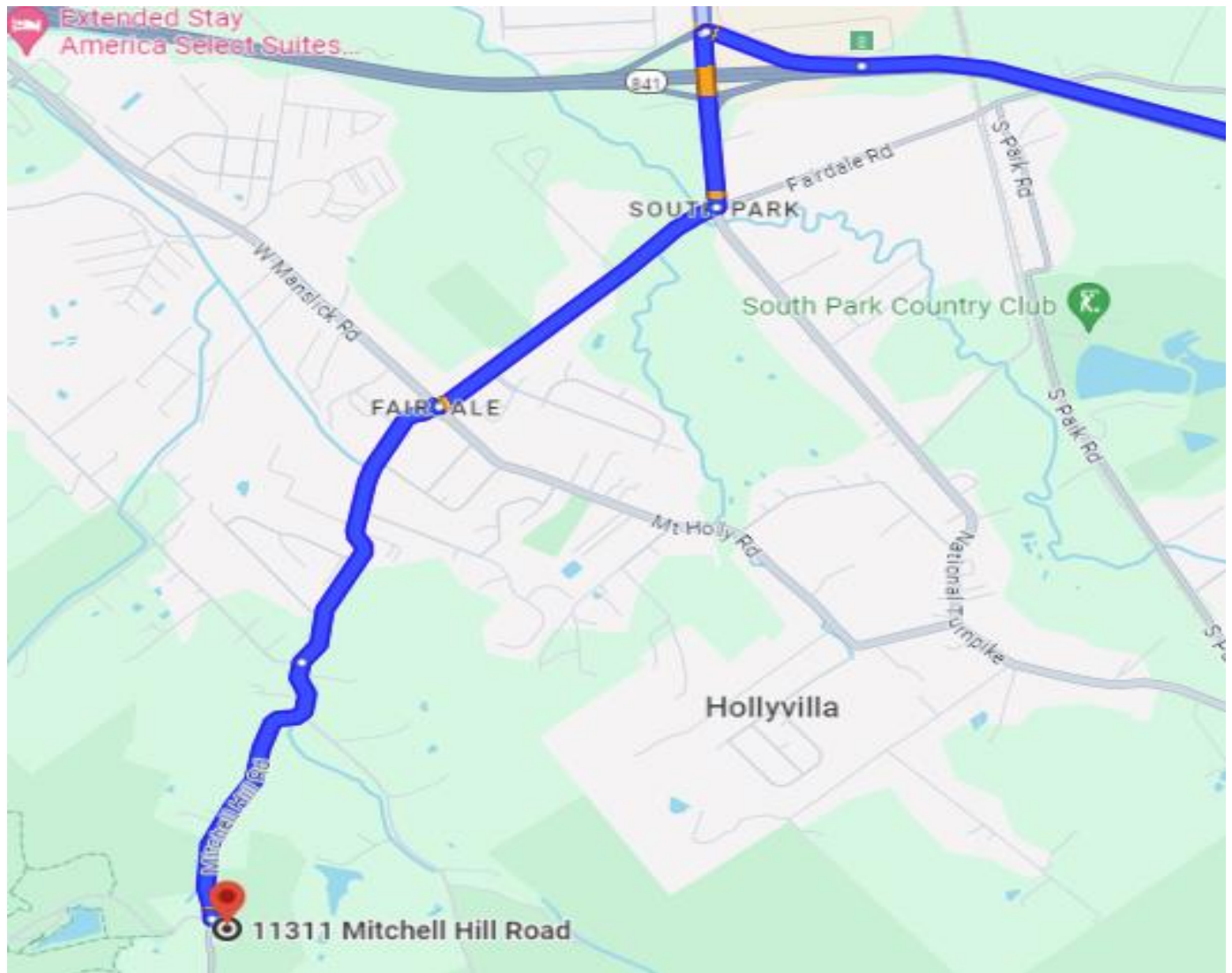
WHERE: Jefferson Memorial Forest, Camp Horine WHEN: November 22-24, 2024 COSTS: \$20.00 per Scout \$10.00 per adult. SPLs can check their troops in at the *Pop up upon arriving at camp* beginning at 6:00 pm Eastern Time Friday evening.

Online registration will be available through Tentaroo. We still require a roster of youth and adults upon arrival. Note: If your troop is **not** staying for the entire weekend, please notify Camp-O-Ree Staff when you send in your registration or at check in.

For more information contact Chuck Oliver (ChuckOliver5@hotmail.com)

Camp Horine
11311 Mitchell Hill Road
Fairdale, KY 40118





Directions to Camp Horine

Take I-265W (Gene Snyder Freeway) to Exit 8 South towards Fairdale. Follow Fairdale Road South (it will become Mitchell Hill Road) for 8 miles to Welcome Center.

EVENT SCHEDULE

Friday, November 2nd

Unit Registration/Check In	_____	6pm-9pm
SPL/Scoutmaster Orientation	_____	9pm-9:30pm
Taps/Lights Out	Assigned Campsite	11pm

Saturday, November 3rd

Flag Raising	_____	9am
Scout Skills Classes (Fire Building, Knots, Map & Compass)	Various Location	9am-12pm
Sign-Ups open for Closing Campfire	_____	9:30am-4:00pm
Troops open camp site to fellowship/build gateway	Assigned Campsite	9:30am
Lunch	Assigned Campsite	12pm-1:30pm
Troops re-open camp site to fellowship/ continuing to build gateway	Assigned Campsite	1pm-3pm
Field Events Begin (Tug of War, Knot Relay, First Aid Relay)		2pm- 4pm
Gateway Judging	Campsites	3pm-4pm
Flag Lowering	_____	5:30pm
Turkey Cookoff Judging	_____	7pm
Closing Ceremony / Campfire	_____	8pm-9pm
Taps/Lights Out	Assigned Campsite	11pm

Sunday, November 4th

Cleanup and Break Camp	Assigned Campsite	10am
------------------------	-------------------	------

Troops must clear camp by 10am on Sunday.

SPL must be checked out by Camp-o-Ree staff before departure.

Troops will receive patches after Unit is cleared from site by camporee staff.

If your unit follows the steps listed below, the process of preparing everyone for an enjoyable Camp-O-Ree experience should go smoothly.

Upon Receiving the Leaders Guide:

- ✂ Inform or remind all Scouts and parents of the dates for the camporee
- ✂ Have an adult leader from the Troop assigned to collect all fees and to make payments in Tentaroo.
- ✂ Recruit two or more adult leaders to spend the weekend with your unit. All units are required to always have at least two adult leaders on camp. Those units that are unable to meet this requirement should consult other troops in your council or district about coming to camp together. All adults must be registered members of BSA and must meet the qualifications for the leadership positions in which they serve. The unit leader must be at least 21 years of age. Any additional leaders must be at least 18 years of age. All Adults must be registered, even if they are a parent of a Scout. If you have a Girl Troop, you must have at least one female adult leader.

Prior to November 2, 2024

- ✂ Register online via LHC Tentaroo
- ✂ Ensure your Scout Parents have the information about the Camp-O-Ree weekend
- ✂ Have your SPL and Patrol Leaders review basic Scout skills
- ✂ Arrange for transportation to and from camporee
- ✂ Gather items to make your Unit's gateway

One Week Prior to Camporee

- ✂ Review camporee schedule with Scouts and families
- ✂ Prepare troop/patrol equipment to bring to camp
- ✂ Collect permission slips and applicable health data and forms
- ✂ SPL should review Scouts' personal gear – ***Be Prepared*** for any kind of weather!
- ✂ Finalize meal plan
- ✂ Finalize transportation plan to and from camporee
- ✂ Make sure you have the materials needed to build your Unit's gateway

CLASSES

Scouts will have an opportunity to take part in three Scout Skills classes.

FIRE BUILDING BASICS

Offered 9am-10am, 10am-11am, and 11am-12pm

Scout will work on:

What to use

Getting a spark

Building a fire



KNOTS

Offered 9am-10am, 10am-11am, and 11am-12pm

Scout will work on the Six basic knots:

Square Knot

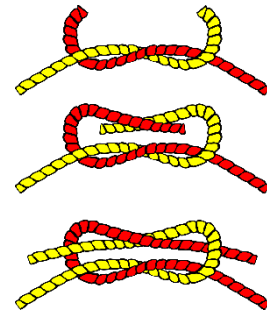
Two Half Hitch

Taught Line

Bowline

Sheet Bend

Clove Hitch



MAP & COMPASS

Offered 9am-10:30am, and 10:30am-12pm

Scouts will work on:

Compass basics

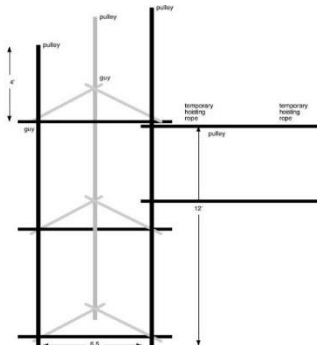
Reading a topographical map

Complete the Short Course (Orange Trail)



RULES:

1. Safety is the first concern, safety during assembling and as utilized.
2. Must be Scout built.
3. All lashings and knots must be properly tied.
4. Units must supply all their own materials. No hammer or nails can be used.
5. Must be built on-site.
6. Judging will be based on the following criteria:
 - a) Design
 - b) Scout skill to construct Gateway
 - c) Troop identification
 - d) Patrol identification
 - e) Flags (U.S. and Troop)
 - f) Proper use of lashings/knots
 - g) Unique/outstanding design/materials
 - h) Practicality
 - i) Number of poles used



TURKEY COOK OFF

CHECK-IN: 30 mins before judging at (LOCATION)

JUDGING: 7pm

AWARDS PRESENTATION: 8:00 pm (at the Closing Campfire)

ALL TIMES ARE APPROXIMATE

LOCATION: The Cook Off Judging will take place at To be determined. Dishes will be prepared at the Unit's Campsite and transported to the location for judging.

CONTESTANTS WILL PROVIDE: Dutch Ovens, cooking tables, culinary water, lighter fluid, charcoal, charcoal starters, camp stoves, propane, cooking utensils, table covers, items for clean-up, additional tables needed for prep, presentation dishes, all food, and other essential items necessary to prepare their recipe(s) at their campsites. All cooking must be done at least 12" from the ground if using charcoal.

TEAMS: Contestant teams will consist of 4 to 6 people. Spectators are welcome to watch the judging, but only the Troop is allowed at the campsite for cooking.

DRESS CODE: Class "A" Uniforms.

ENTRIES: Will be judged on aroma, appearance, taste, quality of entry, team dress, cooking technique, and presentation. All team entrants will prepare their contest recipe(s) Saturday. Teams who prepare any portion of an entry prior to the contest will be disqualified. A judging criteria sheet will be provided.

RECIPES: All recipes must be submitted in a format suitable to be reproduced to

HEALTH & SAFETY: Contestants are solely responsible for the proper selection, storage, and refrigeration (if necessary) of all ingredients, the sanitation of their cooking area and the preparation of foods that are safe for human consumption. Responsibility for safety of contestant's rests solely with the contestants. Safe use of fires, other heat sources and cooking equipment is the responsibility of the individual contestants.

DISCLAIMER: Judges' decisions on contestant rules and the Cook-Off Committee's decision on policies and procedures are final. Complete contestant rules will be distributed to all Cook-Off teams at the Cook-Off and are available upon request.



Anyone participating in this event is expected to follow Scouts BSA National Guidelines as outlined in the Guide to Safe Scouting. An online version of the *Guide to Safe Scouting* is available at:

<http://www.scouting.org/HealthandSafety/GSS.aspx>.

The rules of Jefferson Memorial Forest must be followed as well and are included in these pages.

THE LAW IS THE RULE: Everyone is expected to abide by the Scout Law, Oath, Motto, and Slogan.

BUDDY SYSTEM: All Scouts will use the *Buddy System* for safety. Adults/Leaders should be notified prior to Scouts leaving their assigned campsites.

CAMP SECURITY: All visitors to the camp must check in at the Administration Building and sign in. A sign in log will be maintained, and positive identification is required (Driver's License, Military, or government issued ID card). Prior to departure, visitors must sign out so accountability is kept of who is on Camp property.

ALCOHOL AND DRUGS: The use of alcoholic beverages, illegal drugs, and the misuse of over the counter or prescription medications are prohibited and will not be tolerated on Scout property. Violators will be asked to leave.

FUELS: The use of liquid fuels for starting any type of fire is prohibited. Store all fuels safely.

SMOKING: Vaping is not permitted in any building and is restricted to designated areas, along with all other forms of tobacco.

VEHICLES: Parking will be in designated areas only. Unless otherwise posted (i.e., the main road to camp), the speed limit through camp areas is **3 mph** (walking speed) – this is not to inconvenience anyone, it is for the safety of our youth. One person per seatbelt, and seatbelts are required by state law to be worn by all occupants of a vehicle. **NO RIDING IN TRUCK BEDS.** No RVs, ATVs, golf carts, or generators permitted.

UNIFORMS: The Scouts BSA Field Uniform, also known as “Class A” uniform, should be worn at opening and closing ceremonies, and while participating in the Camp-o-Ree event stations. The Activity Uniform t-shirts, also called “Class B” (Scouting appropriate), are permitted during cleanup activities and SPL/free time at troop/patrol assigned campsites.

STOVES AND LANTERNS: Follow BSA guidelines for fuels. Keep open flames out of and away from tents.

CAMPFIRES: Do not cut trees! Only firewood found at camp may be burned. The cutting of trees or gathering of live plant material of any kind is prohibited. All plants are protected. Fires are allowed in designated areas only. Fires are limited to established fire rings and grills. Please make sure before leaving Sunday morning that your fire is “cold-out” and that your campsite is completely cleaned up.

All campfires should be extinguished according to BSA guidelines.

KNIVES/HATCHES/AXES/CHAINSAWS/FIREARMS: Unauthorized firearms are prohibited at Scouts BSA events. Chainsaws are prohibited unless operated or authorized by Camp ranger. Fixed blade, sheath, or other survival type knives are prohibited. Folding or pocketknives are permitted by those Scouts that have earned their Totin' Chip. Axes and bow saws are permitted only in axe yards or at the camporee stations that require them.

FIRST AID: Minor first aid should be handled at the campsite or activity area where the injury occurs. For major first aid and serious incidents inform adult camporee staff.

CLEAN-UP & CHECKOUT PROCEDURE: When your unit is ready to leave camp, please send the SPL to the HQ and a staff member will come and check out your site. Please clean up your area and leave it the same or in better condition than how you found it. Please do not leave anything behind. Trash can be dumped in the dumpster on your way out of camp. Fires should be "COLD OUT".

CAMP EMERGENCIES: With the exception of a weather emergency, all campers are to report immediately to their campsites upon hearing and emergency signal. In the case of a weather emergency, campers should seek protective shelter. Once the weather emergency is over, campers should return immediately to their campsites. Campers will remain in their campsites until the "ALL CLEAR" signal is given by a camporee staff member. Leaders should review these procedures with their campers.

All participants should follow the direction of camporee staff in the event of any emergency.

PETS: No pets are allowed at camp. Exceptions will be made for service animals only.

VEHICLES: Use of off-road vehicles (ORVs), all-terrain vehicles (ATVs), and mountain bikes is prohibited within the forest. Vehicle use is limited to paved roads.

PARKING: Parking on the grass or outside of formal parking areas is prohibited.



SCOUT PACKING LIST

- ☐ Tent with ground cloth/tarp
- ☐ Blankets or sleeping bag
- ☐ Complete Scout Uniform
- ☐ T-Shirts
- ☐ Long pants
- ☐ Extra socks (socks and shoes should always be worn.)
- ☐ Shoes (No open-toed shoes.)
- ☐ Warm clothing (winter jacket, stocking cap, gloves/mittens, etc.)
- ☐ Long underwear (optional – be sure to check weather)
- ☐ Scout Handbook/Field Book
- ☐ Rain Gear
- ☐ Medical form (required) *Parts A-B*
- ☐ Toiletries
- ☐ Flashlight with extra batteries
- ☐ Pocketknife (with Totin' Chip)
- ☐ Fire Starting Kit (flint and steel, etc. Must have Firem'n Chit)
- ☐ Watch
- ☐ Sunscreen and insect repellent
- ☐ Water bottle/canteen/cup
- ☐ Day Pack (for daily needs)
- ☐ Notebook
- ☐ Pen/Pencil
- ☐ Tent with ground cloth/tarp

TROOP PACKING LIST

- ☐ American flag and Troop flag
- ☐ Patrol Flags
- ☐ Lanterns
- ☐ Water coolers
- ☐ Patrol box(es)
- ☐ First Aid kit
- ☐ Fire Extinguisher
- ☐ Dining fly/poles/rope
- ☐ Camp saw/axe
- ☐ Food for weekend



These are suggested items. Troops should bring additional items typically used by their units.

Tents WILL NOT be provided – camping will be in your own tents. Be sure to pack enough items for the weekend, and don't forget, it's Kentucky – the weather could be cold, warm, semi-wet, wet, or very-wet. Check the weather the week of the trip!

FEE SCHEDULE/REFUND POLICY

All fees should be paid based on the following schedule/information:

If camping, please be registered by **October 1, 2024: \$20.00 per Scout \$10.00 per adult**

Buffalo Trails District Refund Policy: Refunds will be reviewed on a case by case basis – no refund is guaranteed. All requests must be made in writing (letter or email) to the District Executive or a designated representative at least one week prior to the scheduled event. Direct transfers to other District or Council events is not permitted. Contact the District Executive for any questions regarding this policy.

CONTACT INFORMATION

District Executive
Connor Perkins
Connor.Perkins@scouting.org

Fall Camp-o-Ree Chair
Chuck Oliver
ChuckOliver5@hotmail.com



REGISTRATION FORM – PLEASE FILL OUT AND TURN IN AT CHECK-IN

Unit Number: _____ Leader: _____

Youth:

1	13
2	14
3	15
4	16
5	17
6	18
7	19
8	20
9	21
10	22
11	23
12	24

Adults:

1	4
2	5
3	6

SCOUT CHALLENGE TURKEY COOK OFF ENTRY FORM

Team Name: _____

Team Member Names

1. _____ 2. _____ 3. _____

4. _____ 5. _____ 6. _____

By submitting this form, we understand the following rules:

1. A copy of the recipe must be provided to the cook-off committee by or at check-in, Friday evening November 22, 2024. Units may email their recipes to ChuckOliver5@hotmail.com before Friday, November 22nd. Units arriving Saturday must do so to be eligible.
2. Contestant teams are allowed 4-6 members. Only team members are allowed at the judging area. Class A uniforms should be worn for judging.
3. Contestants will be expected to cook in their campsites and then transport their dutch ovens to the judging location.
4. Contestants are responsible for providing all ingredients, cooking utensils and equipment that is needed to prepare entry. gas or propane stoves are allowed.
5. All foods must be totally prepared and cooked on site. Using dutch ovens as the primary cooking utensil is required.
6. When the entry is presented in the judging area, it will be judged on how evenly it is cooked, appearance and taste. Contestants may provide special dishes for presentation. Copies of judging criteria will be provided to each team at time of entry. Judging starts at 7pm, arrive to judging area 30 mins in advance for sign in.
7. Ingredients cannot be prepared previously and must be combined during preparation and cooking. Store bought sauces, spices, canned goods, frozen items, etc. are permitted.
8. All dutch oven cooking must be done with charcoal briquettes or camp propane stoves.
9. All decisions of the judges are final.

SCOUT CHALLENGE TURKEY COOK OFF JUDGES SCORESHEET

Team name _____

Recipe _____

_____ Up to 10 points – Presentation of food, both visual and verbal

_____ Up to 10 points – Team dress, cleanliness of uniform and aprons

_____ Up to 10 points – Cleanliness of dutch oven & serving utensil(s)

_____ Up to 10 points – Uniqueness of recipe

_____ Up to 10 points – Food properly cooked (not overcooked or undercooked)

_____ Up to 20 points – Difficulty of recipe

_____ Up to 30 points – Overall flavor - Does it taste good? Do flavors meld? Texture is right for food?
Aroma?

_____ **Total points (100 points possible)**

Judges' Comments – Recommendations:

GATEWAY CONTEST JUDGES SCORESHEET

Troop # _____

_____ Up to 10 points – Original design

_____ Up to 10 points – Troop identification sign

_____ Up to 10 points – Patrol Name(s) displayed

_____ Up to 10 points – Practicality

_____ Up to 10 points – Flags (U.S and Troop)

_____ Up to 10 points – Safety (tight knots and lashings)

_____ Up to 10 points – Knots (tied properly)

_____ Up to 10 points – Lashings (proper count)

_____ Up to 20 points – Poles (1 point per pole used, 20 point maximum)

_____ **Total points (100 points possible)**

Judges' Comments – Recommendations: